

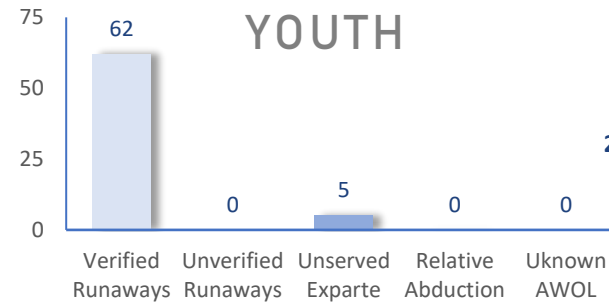
The following statistics show the status and demographics of absent Kansas foster youth and track DCF's successful recovery efforts.

## RECOVERED YOUTH

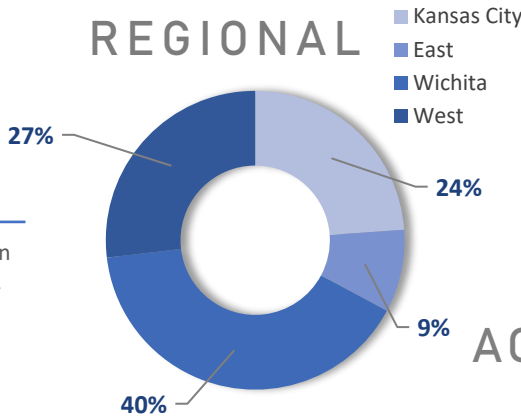


\*A youth may be recovered more than once per month.

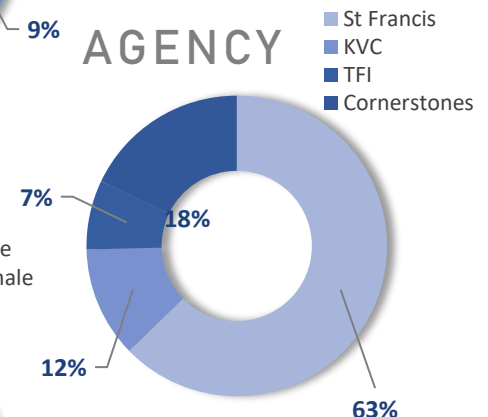
## CURRENT AWOL YOUTH



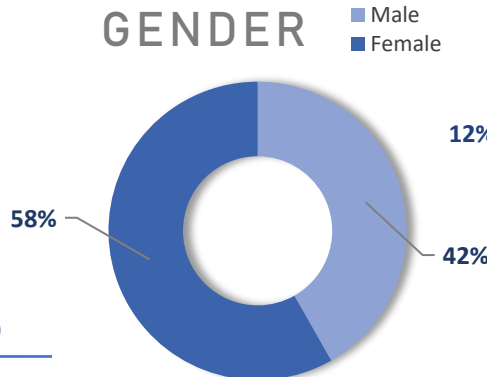
## REGIONAL



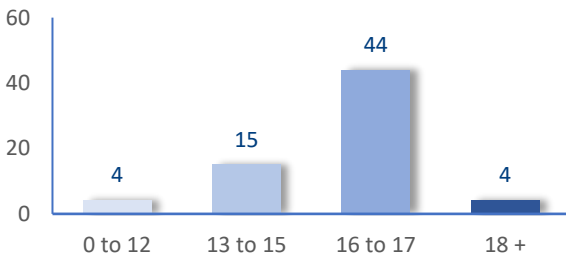
## AGENCY



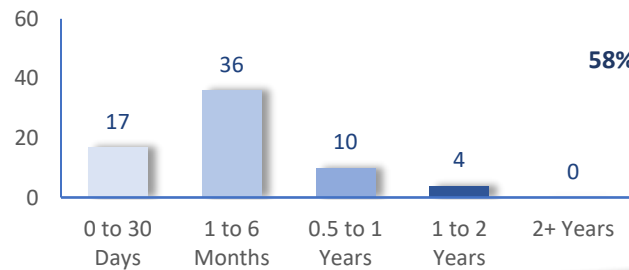
## GENDER



## AGE



## TIME



## DAILY AWOL YOUTH

# 2022

June		July		August		September	
DATE	# AWOL	DATE	# AWOL	DATE	# AWOL	DATE	# AWOL
1	70	1	71	1	74	1	69
2	68	5	69	2	72	2	66
3	71	6	72	3	71	6	70
6	72	7	69	4	72	7	70
7	74	8	67	5	72	8	70
8	72	11	70	8	72	9	69
9	73	12	70	9	71	12	69
10	72	13	69	10	67	13	71
13	70	14	67	11	64	14	71
14	76	15	65	12	63	15	72
15	75	18	63	15	62	16	67
16	73	19	66	16	63	19	66
17	74	20	66	17	63	20	64
20	76	21	66	18	64	21	65
21	76	22	63	19	64	22	64
22	78	25	69	22	66	23	64
23	69	26	69	23	68	26	66
24	67	27	72	24	66	27	68
27	67	28	72	25	69	28	67
28	68	29	70	26	68	29	
29	72			29	69	30	
30	72			30	66		
				31	70		